









you are logged in as | [admin menu](#) | [log out](#)[export to excel](#)

UVS, Inc.
 2771 Lawrenceville Hwy, Suite 110
 Decatur, GA 30033 USA
 Ph: 770-496-0424


VAT Reclaim Status Report

Claim #	Period	Date Submitted	Claim Local	Currency	Claim US	Date Settled	Refund Local	Refund US	Approval%	Check Date	Check #	Check Amount
 BELGIUM												
06-161DCNBEL	01/05 - 12/05	04/25/06	1,659.32	EURO	\$2,053.09	07/11/06	1,659.32	\$2,053.09	100	07/11/06	13938	1,414.49
Total BELGIUM			1659.32		\$2,053.09		1659.32	\$2,053.09				
 CANADA												
05-147DCNCAN	09/04 - 12/04	06/27/05	476.69	CAN\$	\$376.59	07/08/05	476.69	\$376.59	100	07/08/05	13312	263.66
05-368DCNCAN	01/05 - 07/05	10/05/05	571.17	CAN\$	\$487.51	11/30/05	559.01	\$477.13	98	11/30/05	13570	330.33
05-419DCNCAN	-	11/18/05	788.54	CAN\$	\$664.82	12/16/05	769.17	\$648.49	98	12/19/05	13619	458.35
06-101DCNCAN	08/05 - 10/05	02/28/06	564.98	CAN\$	\$492.53	03/31/06	564.98	\$492.53	100	03/31/06	13746	337.44
06-167DCNCAN	08/05 - 12/05	05/12/06	516.27	CAN\$	\$469.81	08/11/06	446.76	\$406.55	87	08/12/06	13998	278.33
06-372DCNCAN	01/06 - 06/06	10/13/06	2,055.37	CAN\$	\$1,808.73		0.00	\$0.00				0.00
Total CANADA			4973.02		\$4,299.98		2816.61	\$2,401.29				
 DENMARK												
05-186DCNDEN	01/04 - 12/04	05/23/05	515.65	DKK	\$83.84	12/06/05	516.00	\$83.90	100	11/30/05	13584	52.14
Total DENMARK			515.65		\$83.84		516	\$83.90				
 FINLAND												
05-194DCNFIN	01/04 - 12/04	06/06/05	153.31	EURO	\$188.57	10/14/05	154.09	\$189.53	100	10/13/05	13497	119.53
06-220DCNFIN	01/05 - 12/05	06/16/06	190.94	EURO	\$243.68		0.00	\$0.00				0.00
Total FINLAND			344.25		\$432.25		154.09	\$189.53				
 GERMANY												
05-048DCNGER	01/04 - 06/04	02/24/05	1,403.93	EURO	\$1,855.15	03/24/06	1,015.31	\$1,341.63	72	03/24/06	13719	718.84
05-255DCNGER	01/04 - 12/04	06/17/05	3,129.84	EURO	\$3,800.88	03/24/06	607.59	\$737.86	19	03/24/06	13722	430.18
05-346DCNGER	01/05 - 08/05	09/27/05	4,835.98	EURO	\$5,839.45		0.00	\$0.00				430.18

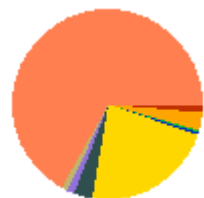
05-396DCNGER	09/05 - 11/05	10/27/05	1,247.65	EURO	\$1,505.91		0.00	\$0.00			0.00	
06-183DCNGER	01/05 - 12/05	05/31/06	5,239.80	EURO	\$6,680.90		0.00	\$0.00			0.00	
06-274DCNGER	01/06 - 03/06	07/17/06	1,483.35	EURO	\$1,893.08		0.00	\$0.00			0.00	
06-333DCNGER	04/06 - 06/06	08/30/06	2,453.29	EURO	\$3,136.38		0.00	\$0.00			0.00	
06-381DCNGER	07/06 - 09/06	10/27/06	3,245.01	EURO	\$4,088.71		0.00	\$0.00			0.00	
Total GERMANY			23038.85		\$28,800.47		1622.9	\$2,079.49				
KOREA												
06-208DCNKE	01/05 - 12/05	06/19/06	4,061,785.00	WON	\$4,225.58		0.00	\$0.00			0.00	
Total KOREA			4061785		\$4,225.58		0	\$0.00				
 NETHERLANDS												
05-295DCNNED	01/04 - 12/04	07/15/05	270.21	EURO	\$326.58	12/29/05	271.00	\$327.53	100	12/29/05	13636	205.20
05-377DCNNED	01/04 - 12/07	10/25/05	303.73	EURO	\$363.96	12/06/05	304.00	\$364.28	100	11/30/05	13563	214.87
06-050DCNNED	01/03 - 12/03	02/22/06	167.31	EURO	\$199.45	05/08/06	168.00	\$200.27	100	05/05/06	13793	121.66
06-147DCNNED	01/05 - 12/05	03/31/06	567.15	EURO	\$684.91	08/10/06	567.15	\$684.91	100	08/10/06	13996	419.72
Total NETHERLANDS			1308.4		\$1,574.89		1310.15	\$1,576.99				
 SWEDEN												
05-227DCNSWD	01/04 - 12/04	06/20/05	4,822.83	SEK	\$635.79	12/06/05	4,822.00	\$635.68	100	11/30/05	13589	408.64
06-246DCNSWD	01/05 - 12/05	06/19/06	1,869.13	SEK	\$252.99	10/09/06	1,869.13	\$252.99	100	10/19/06	14053	173.77
Total SWEDEN			6691.96		\$888.79		6691.13	\$888.68				
 UNITED KINGDOM												
04-389DCNUK	07/03 - 06/04	11/05/04	2,098.24	UKP	\$3,881.74	06/15/05	2,098.24	\$3,881.74	100	06/13/05	13219	2,454.97
04-453DCNUK	07/06 - 06/04	12/15/04	322.95	UKP	\$626.52	08/09/05	322.95	\$626.52	100	08/09/05	13402	333.28
04-504DCNUK	07/03 - 06/04	12/15/04	230.76	UKP	\$443.06	07/31/05	230.76	\$443.06	100	07/30/05	13350	238.14
05-137DCNUK	07/04 - 06/05	05/12/05	3,084.03	UKP	\$5,772.69	12/06/05	3,084.03	\$5,772.69	100	11/30/05	13580	3,654.39
05-309DCNUK	07/04 - 06/05	08/05/05	5,824.34	UKP	\$10,370.24	03/24/06	5,824.34	\$10,370.24	100	03/24/06	13723	6,779.13
05-390DCNUK	07/04 - 06/05	10/27/05	6,285.81	UKP	\$11,153.54	04/07/06	6,285.81	\$11,153.54	100	05/19/06	13854	7,702.47
05-460DCNUK	07/04 - 12/05	12/15/05	4,049.84	UKP	\$7,178.75	06/22/06	4,049.84	\$7,178.75	100	06/07/06	13889	4,813.67
05-517DCNUK	07/04 - 12/05	12/22/05	2,635.57	UKP	\$4,642.29	07/18/06	2,635.57	\$4,642.29	100	07/18/06	13946	3,313.91

06-178DCNUK	07/05 - 06/06	05/23/06	7,799.79	UKP	\$14,636.77	0.00	\$0.00	0.00
06-286DCNUK	07/05 - 06/06	07/31/06	5,690.29	UKP	\$10,630.48	0.00	\$0.00	0.00
06-389DCNUK	07/05 - 06/06	10/31/06	8,508.42	UKP	\$16,166.00	0.00	\$0.00	0.00
Total UNITED KINGDOM			46530.04		\$85,502.08	24531.54	\$44,068.83	

Grand Total Claims

Total of Claims Submitted \$127,860.98

Total of Claims Settled \$53,341.80

Claims Submitted by Country (%)

BELGIUM - 1.6%
CANADA - 3.4%
DENMARK - 0.1%
FINLAND - 0.3%
GERMANY - 22.5%
KOREA - 3.3%
NETHERLANDS - 1.2%
SWEDEN - 0.7%
UNITED KINGDOM - 66.9%

Tuesday, November 7, 2006***Variances in the report may occur due to Exchange rate differences and settlement differences*****Claims outstanding equal all unsettled claims**